


COLLEGE FAIRS AND CAMPUS VISITS

STRATEGIES AND TIPS


Laura Cobb, M.A.
College Planning Consultant with Estrela Consulting
Licensed School Counselor



1

THE COLLEGE FAIR

- **What** is a college fair?
- **When** should I attend a fair?
- **Why** should I go to one?



2

HOW TO FIND A COLLEGE FAIR

NACAC
National Association for
College Admission Counseling

CTCL
COLLEGES THAT CHANGE LIVES

StreamableU

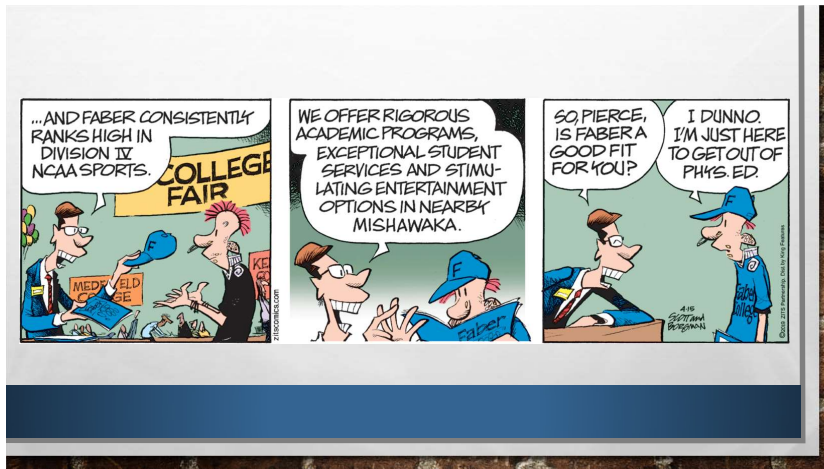
- **NACAC** - <https://www.nacacfairs.org/>
- **CTCL** - <https://ctcl.org/info-sessions/>
- **Local fairs**
 - Check with your school/guidance counselor
- **StreamableU Virtual College Fairs**
(coming Spring 2020)

3

COLLEGE FAIR DOS AND DON'TS

DO	DON'T
<ul style="list-style-type: none">• Research which colleges will be there and make a plan• Come prepared with questions• Plan an early arrival	<ul style="list-style-type: none">• Have your parents approach admissions reps for you• Wear a tuxedo or evening gown• Become overwhelmed

4




5

AFTER THE COLLEGE FAIR



- **Sort through and organize materials collected at the fair**
- **Adjust your college list based on your impressions**
- **Send a quick thank-you email (or card) to representatives you spoke with**
- **Plan campus visits**

6



7

THE COLLEGE CAMPUS VISIT

- **A visit to a college's campus is the best way to evaluate whether that college suits you.**
- **When should I visit?**



8

THE COLLEGE CAMPUS VISIT

Before the visit:

- ✓ **Understand your financial fit**
- ✓ **Do your research & prepare a list of questions**
- ✓ **Sign up for an official campus tour**
- ✓ **Register for an information session** (if available)
- ✓ **Schedule “add-ons”**

9




10

THE COLLEGE CAMPUS VISIT

During the visit:

- ✓ **Evaluate the campus environment & student interactions** (each lunch in the student center)
- ✓ **Check out the dorms, library, & bulletin boards** (take pictures)
- ✓ **Take part in your “add-ons”** (e.g. campus meetings, admissions interview, class sit-in, etc.)
- ✓ **Ask your questions!**
- ✓ **Visit the surrounding area**

11



12

THE COLLEGE CAMPUS VISIT



After the visit:

- ✓ **Write down your impressions**
- ✓ **Make a list of pros and cons**
- ✓ **Send thank you emails (or notes) to anyone you met with**
- ✓ **Consider visiting again** (overnight, special event for your major, Admitted Students Day, etc.)

13

COLLEGE FLY-IN PROGRAMS

Many colleges offer "fly-in" or "diversity" programs for students who come from diverse, multicultural, and/or underrepresented groups.

For an extensive list of these programs, check out this awesome resource put together by our friends at College Greenlight:

<http://blog.collegegreenlight.com/blog/college-fly-in-and-diversity-programs/>



14

ALTERNATIVES TO THE CAMPUS VISIT

If you are not able to visit a campus due to financial or geographic constraints...

- **Talk with an alumnus in your local area**
- **Meet with a college representative locally**
- **Embark on virtual campus tours**

YouVisit - <https://www.youvisit.com/collegesearch/>
eCampusTours - <http://www.ecampustours.com>



15

BONUS: DEMONSTRATED INTEREST

College Fairs and Campus Visits are TWO ways to demonstrate interest in a college. Here are some other ways:



- ✓ **Sign up for the college's email list**
- ✓ **Open the emails they send you**
- ✓ **Connect on their social media pages**
- ✓ **Talk with admissions reps who visit your school**
- ✓ **Email your admissions representative**
- ✓ **Participate in an admissions interview**
- ✓ **Apply early**

16

COLLEGE PLANNING CONSULTANT

- **What is a college planning consultant?**
- **Why work with one?**
- **Estrela offers a complimentary 1-hour consultation**
- **If interested in learning more, email Laura**



17

QUESTION & ANSWER TIME!



18



Laura Cobb, M.A.
College Planning Consultant and Licensed
School Counselor

*Helping families in Central Ohio
and across the globe*

laura@estrelaconsulting.com

19